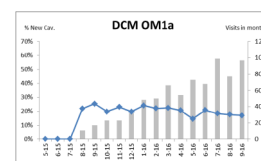
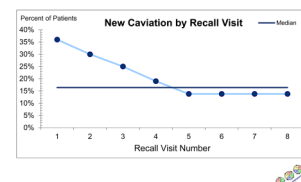


Fig. 2 - Simulation Results: Alternative Definitions

**Alternative Measure 1**  
"Percent of patients seen in the measurement month with new cavitation"



**Alternative Measure 2**  
"Percent of patients with new cavitation by Recall Visit"

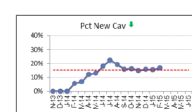


© R. Scoville • 2

Figure 2 Simulation results: alternative definitions.

Fig. 3 - Results: Individual Team Data

Team A Team B



Original Definition

Original Definition

Alternative Definition 1

Alternative Definition 2

© R. Scoville • 3

Figure 3 Results: individual team data.

measures using standard definitions, and produced a file that was uploaded to the collaborative team.

A template with a Monte-Carlo simulation platform was constructed to model a typical practice panel. Random variables modeled patient appointment intervals based on hypothetical subpopulations with varying appointment compliance.

**Results** The model tested two alternative definitions of caries incidence, and suggested that a modified definition would more accurately reflect improvements in caries incidence (fig 2).

Based on predictions, the application was modified to incorporate two alternative operational definitions, which were then applied retrospectively by selected practices.

Data using the revised definitions more closely conformed to simulated predictions (fig 3).

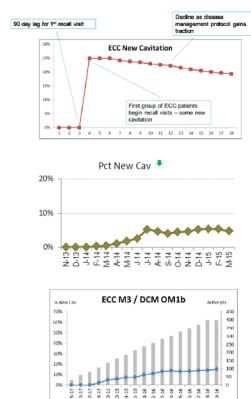
**Conclusions** Monte Carlo simulation enables advance testing of alternative operational definitions to optimize measure performance.

Fig. 1- Original Measure

"Percent of high-risk patients with new caries at their most recent visit."

Predicted

Observed

Based on  
Simulated Data

© R. Scoville • 1

Figure 1 Original measure.