

Interventions in primary care to reduce medication related adverse events and hospital admissions: systematic review and meta-analysis

S Royal, L Smeaton, A J Avery, B Hurwitz, A Sheikh

Qual Saf Health Care 2006;15:23–31. doi: 10.1136/qshc.2004.012153

Objective: To identify and evaluate studies of interventions in primary care aimed at reducing medication related adverse events that result in morbidity, hospital admission, and/or mortality.

Methods: Fourteen electronic databases were systematically searched for published and unpublished data. Bibliographies of retrieved papers were searched and experts and first authors contacted in an attempt to locate additional studies. There were no restrictions on language of publication. All interventions applied in primary care settings which aimed to improve patient safety by reducing adverse events resulting from medication overuse or misuse were considered. Randomised controlled trials, controlled trials, controlled before and after studies, and interrupted time series studies were eligible for inclusion. Study quality assessment and data extraction were undertaken using the Cochrane Effective Practice and Organisation of Care data collection checklist and template. Meta-analysis was performed using a random effects model.

Results: 159 studies were initially identified, of which 38 satisfied our inclusion criteria. These were categorised as follows: 17 pharmacist-led interventions (of which 15 reported hospital admissions as an outcome); eight interventions led by other primary healthcare professionals that reported preventable drug related morbidity as an outcome; and 13 complex interventions that included a component of medication review aimed at reducing falls in the elderly (the outcome being falls). Meta-analysis found that pharmacist-led interventions are effective at reducing hospital admissions (OR 0.64 (95% CI 0.43 to 0.96)), but restricting analysis to the randomised controlled trials failed to demonstrate significant benefit (OR 0.92 (95% CI 0.81 to 1.05)). Pooling the results of studies in the other categories did not demonstrate any significant effect.

Conclusions: There is relatively weak evidence to indicate that pharmacist-led medication reviews are effective in reducing hospital admissions. There is currently no evidence for the effectiveness of other interventions which aim at reducing admissions or preventable drug related morbidity. More randomised controlled trials of primary care based pharmacist-led interventions are needed to decide whether or not this intervention is effective in reducing hospital admissions.

See end of article for authors' affiliations

Correspondence to:
Professor A Sheikh,
Division of Community
Health Sciences, University
of Edinburgh, Edinburgh
EH8 9DX, UK; aziz.
sheikh@ed.ac.uk

Accepted for publication
22 November 2005

Medication related adverse events in primary care represent an important common cause of morbidity.¹ A recent prospective cohort study has shown that, within 4 weeks of receiving a primary care prescription, 25% of patients experience an adverse drug event, 11% of which are judged preventable.² A systematic review and meta-analysis reported that a median 7.1% (interquartile range 5.7–16.2) of hospital admissions result from drug related problems, of which 59% were considered preventable (that is, attributable to error).³

Clinical errors, escalating costs of negligence claims, and continuing public debate about the prevalence of drug related morbidities have raised the profile of safety considerations in delivery of health care. Improving patient safety is therefore now a government priority in many economically developed countries including the UK and USA.^{4,5} Reduction of prescribing errors is of particular interest, both as a result of the disease burden posed and the likelihood of finding effective interventions.

To date, however, there has been no systematic review to help inform the development of interventions aimed at reducing the incidence of preventable drug related morbidity. Furthermore, there has been little research seeking to evaluate interventions that might lead to safer prescribing. We therefore sought systematically to identify

and evaluate studies of interventions delivered in primary care settings which aimed to reduce preventable drug related morbidity.

METHODS

Searching

A systematic search for published material was performed, initially for the period 1981–2001 and then extended for the main biomedical databases to 2005. Medical subject headings and text words were used in 10 electronic databases: Cochrane Database of Systematic Reviews (Issue 1, 2005), Cochrane Effective Practice and Organisation of Care (EPOC) specialised register, Cochrane Controlled Trials Register (CCTR) (Issue 1, 2005), MEDLINE (1966–Feb 2005), EMBASE (1980–Feb 2005), CINAHL (1982–Feb 2005), Psycinfo (1966–2001), Pharmline (1978–2001), Science Citation Index (1981–2001), and International Pharmaceutical Abstracts (1970–2001).

A further four databases were searched to identify dissertations and unpublished work including: the UK National Research Register (Issue 4, 2001), Dissertation Abstracts (1994–2001), Index to Thesis (1970–2001), and the System for Information on the Grey Literature (SIGLE). Bibliographies of key background papers and studies included in the review were also searched to identify

additional published studies. In an attempt to identify other relevant unpublished studies, we wrote to subject experts and the first authors of included studies.

Search strategies, customised for each database, did not employ any language restriction and comprised four key concepts: study design, primary care setting, medication, and error. Search strategies were designed for each concept and then combined. Full details of the search strategy used are available from the first author.

Selection

In keeping with the Cochrane EPOC guidelines, we accepted data from randomised controlled trials and high quality controlled clinical trials, controlled before and after studies, and interrupted time series studies. Table 1 describes the quality criteria used to assess each study design.

Studies were eligible for inclusion if they involved health care professionals providing community based family medical services. Community settings included family and general practice, community pharmacies, and nursing and residential homes. Studies of interventions in clinics attached to a hospital were excluded unless they were described as a primary care clinic.

We included interventions applied in primary care which aimed to reduce drug-related morbidity, hospitalisation or death resulting from medication overuse or misuse. We did not include studies that contained data solely relating to errors of underuse.⁶

Two reviewers independently screened the titles and abstracts retrieved to assess studies against the inclusion criteria. Full text copies of all papers considered to be of potential relevance were obtained and first authors of studies were contacted for clarification where necessary. Any disagreement about relevance was resolved by discussion between the reviewers.

Validity assessment

The quality of all included studies was assessed independently by two reviewers, using the criteria developed by the EPOC group.⁷ Parameters including baseline measurements, concealment of allocation, blinding of outcome assessors, and losses to follow up were assessed.

Table 1 EPOC inclusion criteria for study design

Randomised controlled trial:
Participants (or other units) definitely assigned prospectively to one or more alternative forms of health care using a process of random allocation (e.g. random number generation, coin flips).

Controlled clinical trial:
Participants (or other units) were:
(a) Definitely assigned prospectively to one or more alternative forms of health care using a quasi-random allocation method (e.g. alternation, date of birth, patient identifier) or
(b) Possibly assigned prospectively to one or more alternative forms of health care using a process of random or quasi-random allocation.

Controlled before and after study:
Involvement of intervention and control groups other than by random process and inclusion of baseline period of assessment of main outcomes. There are two minimum criteria for inclusion of controlled before and after studies in EPOC reviews:
(a) Contemporaneous data collection
(b) Appropriate choice of control site

Interrupted time series:
A change in trend attributable to the intervention. There are two minimum criteria for inclusion of interrupted time series designs in EPOC reviews:
(a) A clearly defined point in time when the intervention occurred
(b) At least three data points before and three after the intervention.

Data abstraction and synthesis

Data extraction was completed by one reviewer and checked by a co-reviewer using a data collection template. Discrepancies were resolved by discussion between reviewers. Studies were grouped together according to similarity of interventions and common outcomes. STATA 8 software was used to pool data; random effects models were used to allow for the anticipated statistical heterogeneity between studies. Unadjusted data from studies in which participants were recruited in clusters were adjusted for the clustering effect assuming an intraclass correlation coefficient (ICC) of 0.02.⁸

RESULTS

Description of studies

159 studies were identified, of which 38 satisfied our inclusion criteria. The main reasons for excluding studies are summarised in the QUOROM flow diagram (fig 1).⁹ Our searches also identified 10 systematic reviews in related areas¹⁰⁻¹⁹ that provided additional references.

The characteristics of included studies are described in table 2. Eighteen studies were set in the USA, 16 in Europe, three in Australia, and one in New Zealand. Most studies examined a number of patient outcomes (for example, mortality rates, morbidity assessments and quality of life scores), while others examined data on processes of care (for example, completed medication reviews and drug utilisation data). Few studies, however, used patient outcomes as an a priori defined primary end point and none were designed to link patient outcomes causally to drug related adverse events.

Methodological quality of included studies

Comments on the important methodological features of each study are presented in table 2. None of the studies made any adjustment for a clustering effect in the data presented, and none that used randomisation described this in sufficient detail for us to comment on the adequacy of concealment. We were, through discussion, able to classify studies according to the main features of the intervention.

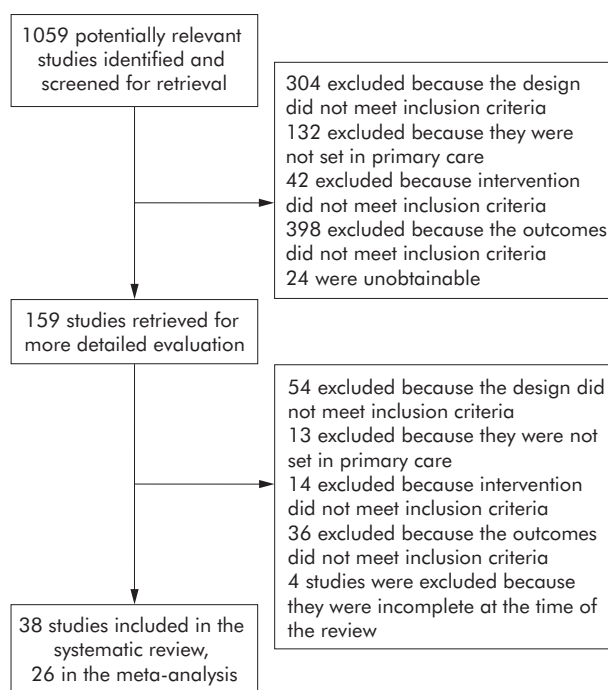


Figure 1 QUOROM flow diagram.

Table 2 Characteristics of included studies

Study	Country	Participants	Study design	Interventions	Relevant outcomes	Baseline measurements	Concealment of allocation	Attrition bias	Blind outcome assessment	Main results
Hawkins ²⁴	US	1148 patients with diabetes and/or hypertension attending primary care clinic	RCT	Pharmacist-led	Hospital admissions and emergency department visits	Done	Not clear	Not done	Not clear	Hospital admissions: 0.16 patients/year v 0.17 patients/year (NS) Emergency department visits: 1.18 patients/year v 1.01 patients/year (NS) Hospital admissions: 28/61 v 46/68 Hospital admissions: 2.9% v 11.1% (p=0.06)
Cummings ²³	US	160 ambulatory adults	CBA	Pharmacist-led	Hospital admissions	Done	N/A	Not clear	Not clear	
Thompson ³¹	US	152 elderly patients in a skilled nursing facility	CBA	Pharmacist-led	Hospital admissions and number of deaths	Done	N/A	Not clear	Not clear	
Kane ³⁸	US	9738 nursing home residents	CBA	Health care professional/educational	Hospital admissions and emergency department visits	Done	N/A	Not clear	Not clear	Deaths: 3/67 v 10/72 (p=0.05) Hospital admissions: a relative decrease from pre to post of 0.69 per 1000 patient days (p<0.05). Emergency department visits: a relative decrease from pre to post of 0.9 (NS)
Avorn ⁴³	US	823 patients from six stratified pairs of nursing homes	RCT	Health care professional/educational	Formal assessments of mental status, memory, anxiety, depression, behaviour and sleep	Done	Not clear	Not done	Done	Reduction in function in those taking antipsychotics: Mental status 38% v 56% (NS), memory 31% v 54% (p<0.05), anxiety 46% v 35% (NS), depression 56% v 27% (p<0.05), behaviour 45% v 38% (NS), sleep 35% v 25% (NS) Reduction in function in those taking benzodiazepines: Mental status 46% v 27% (NS), memory 62% v 29% (p<0.05), anxiety 23% v 52% (p<0.05), depression 40% v 38% (NS), behaviour 36% v 41% (NS), sleep 56% v 32% (NS) Falls with fractures: 5% v 4% (NS) Population risk ratio for falls 0.63 (NS) Population risk ratio for hospital admission 1.38 (NS) Odds of admission not significantly different between groups (numbers not reported) Adverse events/number of patients: 46/14 v 37/19 (NS)
Vetter ⁵²	UK	674 elderly patients of a single general practice	RCT	Intervention to reduce falls	Fall with fracture	Done	Done	Not done	Not clear	
Zullich ⁵⁷	US	155 elderly patients taking benzodiazepines from 10 long term care facilities	ITS	Health care professional/educational	Fall, hospital admission	N/A	N/A	Not done	Not clear	
Kimberlin ³⁵	US	762 patients using community pharmacies	RCT	Pharmacist-led	Hospital admissions	Not clear	Not clear	Not done	Not clear	
Wilkinson ⁴²	UK	61 patients with depression attending three general practices	RCT	Health care professional/educational	Adverse events	Done	Done	Not done	Not done	
Knowlton ³⁶	US	18 pharmacies	RCT	Pharmacist-led	Hospital admissions	Not done	Not clear	Not clear	Not done	Hospital admission rates per month: 3.95% v 3.93% (NS)

Table 2 Continued

Study	Country	Participants	Study design	Interventions	Relevant outcomes	Baseline measurements	Concealment of allocation	Attrition bias	Blind outcome assessment	Main results
Timeth ³⁰	US	301 elderly primary care patients	RCT	Intervention to reduce falls	Falls, hospital admissions, deaths	Done	Not clear	Done	Done	Falls: 35% v 47% (p = 0.04) Hospital admissions: 21% v 24% (NS) Deaths: 5% v 3% (NS) Falls resulting in injury: 13.4% v 10.1% (NS) Falls resulting in hospital admission: 0.6% v 0.9% (NS) Admissions with physical problems: 14.2% v 16.1% (NS) Adverse drug events: 30.2% v 40.0% (NS)
Wagner ³³	US	1559 elderly primary care patients	RCT	Intervention to reduce falls	Falls resulting in injury, falls resulting in hospital admission	Done	Not clear	Done	Not done	
Kendrick ⁴⁴	UK	440 patients with long term mental health problems from 16 general practices	RCT	Health care professional/educational Pharmacist-led	Admissions	Done	Not clear	Done	Not clear	
Hanlon ³⁴	US	208 primary care patients on five or more regular medications	RCT	Pharmacist-led	Adverse drug events	Done	Not clear	Done	Done	
Carter ⁴⁵	Australia	658 elderly primary care patients	RCT	Intervention to reduce falls	Fall resulting in injury	Done	Not clear	Not done	Not clear	Fall resulting in injury: 10.4% v 14.3% (NS)
DeSomerville ⁴¹	Netherlands	505 primary care patients with type II diabetes	CBA	Health care professional/educational	Episodes of hypoglycaemia	Not done	N/A	Not done	Not clear	Episodes of hypoglycaemia/patient/year: 0.014 v 0 (NS)
Roy ⁴⁹	US	499 residents of seven matched pairs of nursing homes	RCT	Intervention to reduce falls	Falls, mortality	Done	Done	Done	Done	Incidence rate of injurious falls (per 100 person years): 13.7 v 19.9 (NS) Mortality rate (per 100 person years): 23.0 v 17.3 (NS) Hospital admission rate: 6% v 6% (NS)
Aubert ³⁷	US	138 primary care patients with diabetes	RCT	Health care professional/educational	Hospital admissions, emergency department visits, severe low blood glucose events	Done	Not clear	Not done	Not clear	Emergency department visits: 2% v 6% (NS) Severe low blood glucose events (increase from baseline): 3.1% v 2.9% (NS)
Lai ²⁷	US	874 primary care patients	CBA	Pharmacist-led	Hospital admissions, emergency department visits	Done	N/A	Done	Done	Mean number of hospital admissions: 0.1 v 0.2 (NS) Mean number of emergency room visits: 0.06 v 0.06 (NS) Kaiser Permanente model associated with 3.3% lower likelihood of hospital admission
McCombs ²⁹	US	6000 patients using nine Kaiser Permanente pharmacies	RCT	Pharmacist-led	Hospital admissions	Done	Not clear	Done	Done	Falls per person years: 0.52 v 1.16 (p < 0.05) Fall in last 12 months: 43.5% v 35.6% (NS) Mean hospital admissions/year: 0.58 v 0.59 (NS)
Campbell ³⁴	NZ	93 elderly primary care patients using hypnotics	RCT	Intervention to reduce falls	Falls	Done	Done	Not done	Done	Mean emergency department visits/year: 0.23 v 0.27 (NS)
Coleman ⁴⁶	US	169 elderly primary care patients	RCT	Health care professional/educational	Falls, hospital admissions, emergency department visits	Done	Not clear	Not done	Not clear	Adverse drug reactions: 8.3% v 6.7% (NS) Hospital admissions: 6.0% v 5.7% (NS) Mortality rate: 3.6% v 3.8% (NS)
Bond ²³	UK	3074 primary care patients	RCT	Pharmacist-led	Adverse drug reactions, hospital admissions, mortality	Not done	Done	Not clear	Not clear	

Table 2 Continued

Study	Country	Participants	Study design	Interventions	Relevant outcomes	Baseline measurements	Concealment of allocation	Attrition bias	Blind outcome assessment	Main results
Furniss ³³	UK	330 residents of seven matched pairs of nursing homes	RCT	Pharmacist-led	Formal assessments of cognitive function, depression and behaviour and deaths	Done	Not clear	Done	Not clear	Mean difference in cognitive function score: 1.6 in favour of control (NS) Mean difference in depression score: -0.75 in favour of intervention (NS) Mean difference in behaviour score: -2.2 in favour of control (p=0.02) Deaths: 4 v 14 (p=0.03) Fall related hospital admission rate ratio: 0.8 (p<0.01) Mean increase in hospital admission rates over study period: 0.13 v 0.19 (NS) Falls per person per week: 0.06 v 0.07 (NS) Hospital admissions: 24% v 23% (NS) Emergency department visits: 48% v 40% (NS) Reduction in fractures in intervention group compared to control: 1.4% (NS) Injurious falls: 28% v 22% (NS) Falls resulting in medical care: 18% v 12% (NS) Hospital admissions: 35.6% v 40.4% (NS) Hospital admissions per patient: 0.019 v 0.058 (not tested) Emergency department visits: 0.019 v 0.021 (not tested) Hospital admissions: 12 v 13 (not tested) Potential or suspected adverse drug reactions resolved: 84.3% v 57.8% (p<0.0001) Median number of hospital admissions since diagnosis: 1 v 1 (NS) Proportion of participants with an episode of severe hypoglycaemia since diagnosis: 4% v 4% (NS)
Kempton ⁵⁵	Australia	3600 elderly primary care patients	CBA	Intervention to reduce falls	Falls leading to hospital admission	Done	N/A	Not done	Not done	
Malone ²⁸	US	1054 primary care patients	RCT	Pharmacist-led	Hospital admissions	Done	Done	Done	Done	
McMurdo ⁴⁸	UK	133 elderly patients from nine residential homes	RCT	Intervention to reduce falls	Falls	Not clear	Not clear	Not done	Done	
Piette ³⁹	US	280 primary care patients with diabetes	RCT	Health care professional/educational	Hospital admissions, emergency department visits.	Done	Done	Done	Not done	
Poulsirup ²⁶	Denmark	26221 elderly primary care patients	CBA	Intervention to reduce falls	Fractures	Done	N/A	Not clear	Not clear	
Van Haastregt ⁵¹	Netherlands	316 elderly primary care patients	RCT	Intervention to reduce falls	Falls	Done	Not clear	Done	Not clear	
Bernsten ²⁰	Multi-centre (Europe)	2454 elderly primary care patients	RCT	Pharmacist-led	Hospital admissions	Not done	Not clear	Not done	Not clear	
Herberg ²⁵	Denmark	500 patients obtaining asthma medication from community pharmacists	CBA	Pharmacist-led	Hospital admissions, emergency department visits	Done	N/A	Done	Not clear	
Krska ²⁶	UK	332 elderly primary care patients from six general practices	RCT	Pharmacist-led	Hospital admissions, pharmaceutical care issues	Done	Not clear	Done	Not clear	
Olivarius ⁴⁰	Denmark	1316 primary care patients with diabetes	RCT	Health care professional/educational	Hospital admissions, severe hypoglycaemic episodes	Done	Not clear	Not done	Not done	
Roberts ²⁰	Australia	3230 residents of 55 nursing homes	RCT	Pharmacist-led	Hospital admissions, mortality	Not clear	Done	Not done	Not clear	Difference in mean percentage hospital admission rate pre/post study: 1.3 v -16.9 (NS) Adjusted mortality rates per 100 person years: 27.2 v 31.7 (NS)

Table 2 Continued

Study	Country	Participants	Study design	Interventions	Relevant outcomes	Baseline measurements	Concealment of allocation	Attrition bias	Blind outcome assessment	Main results
Zermansky ²²	UK	1188 elderly primary care patients	RCT	Pharmacist-led	Hospital admissions	Done	Not clear	Done	Not clear	Proportion admitted to hospital: 19% v 17% (NS)
Jensen ⁴⁷	Sweden	439 elderly patients from nine residential care facilities	RCT	Intervention to reduce falls	Falls	Done	Not clear	Done	Not done	Falls: 44% v 56% (p<0.05)
Bouvy ²²	Netherlands	152 patients with heart failure	RCT	Pharmacist-led	Hospital admissions	Done	Done	Done	Not done	Hospital admissions: 32/74 v 42/78 (p=0.4)

RCT, randomised controlled trial (including cluster randomised controlled trials); CBA, controlled before/after study. NS, not significant.
 Baseline measurements: done = baseline comparability of experimental groups in primary outcome.
 Concealment of allocation: done = adequately concealed allocation procedures described.
 Attrition bias: done = >80% follow up in all experimental groups.
 Blind outcome assessment: done = primary outcome assessment blind to allocation.
 Main results: all values refer to proportion of participants with that outcome in each experimental group in the form [intervention] v [control] unless otherwise stated. Significance tests are as reported by authors in original papers.

Pharmacist-led interventions

Seventeen studies included a medication review component in the intervention arm that was performed by a pharmacist.^{20–36} Thirteen of these studies^{20–32} included hospital admission data in a form that allowed the calculation of an odds ratio to summarise the findings; the remaining four did not, however, present data in this form and were excluded from the meta-analysis.^{33–36} We found significant heterogeneity between studies ($\chi^2 = 126.71$, $df = 12$, $p < 0.001$). Random effects meta-analysis showed a significant positive effect of these interventions on hospital admissions (OR 0.64 (95% CI 0.43 to 0.96), fig 2).

A sensitivity analysis restricting the included studies to randomised controlled trials removed the heterogeneity ($\chi^2 = 5.62$, $df = 7$, $p = 0.58$) but no longer found a positive effect (OR 0.92 (95% CI 0.81 to 1.05), fig 3). A sensitivity analysis using an ICC of 0.01 when adjusting the results of clustered studies did not affect the above results.

A funnel plot was prepared and this suggested the presence of publication bias (fig 4). This was supported by Begg's rank correlation p value for bias of 0.04, but not by Egger's weighted regression method (p value for bias 0.88).

Interventions led by other primary healthcare professionals

Eight studies reported interventions led by other primary healthcare professionals. Nurses used protocols to manage diabetes, heart failure, depression, and asthma in six of these^{37–42} and the remaining two involved education programmes for primary care physicians.^{43–44} Four of the nurse

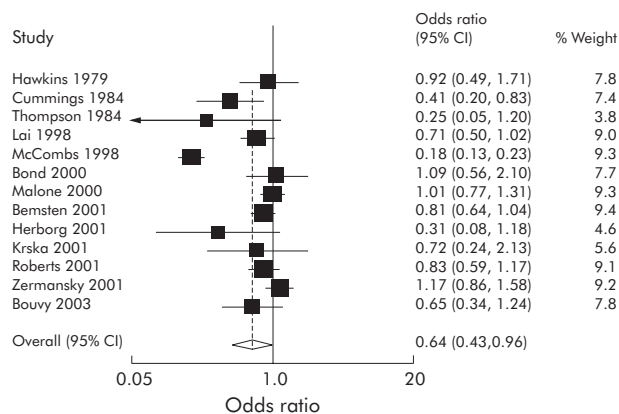


Figure 2 Forest plot of pharmacist-led intervention studies.

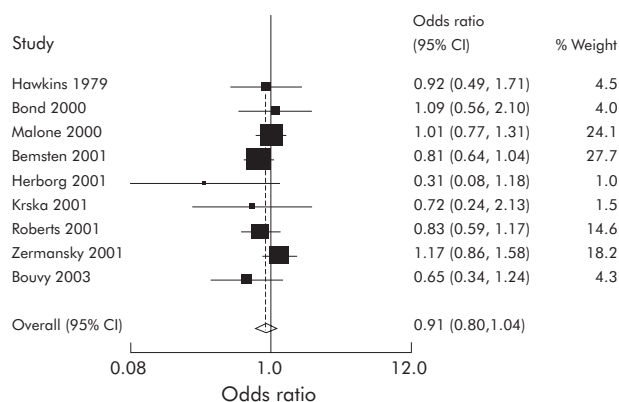


Figure 3 Forest plot of pharmacist-led intervention randomised controlled trials.

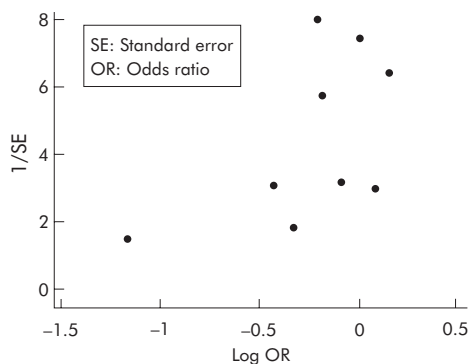


Figure 4 Funnel plot of all pharmacist-led interventions.

led interventions reported the incidence of adverse drug events which satisfied our inclusion criteria and allowed the calculation of an odds ratio.^{37–41} These were combined in a meta-analysis but no significant effect was found (OR 1.05 (95% CI 0.57 to 1.94)); there was no significant heterogeneity ($\chi^2 = 1.95$, $df = 3$, $p = 0.58$).

Complex interventions to reduce falls in the elderly

Thirteen studies described interventions with a number of components that aimed to reduce the incidence of falls in the elderly.^{45–57} To be included in this review, one of the components had to be a medication review undertaken by a primary healthcare professional, the presumption being made that any reduction in the incidence of falls was at least in part a reduction in drug related morbidity. Nine of the studies presented data in a way which allowed the calculation of an odds ratio and these were pooled in a meta-analysis.^{45–53} No significant effect was demonstrated (OR 0.91 (95% CI 0.68 to 1.21)) and there was no significant heterogeneity ($\chi^2 = 14.59$, $df = 8$, $p = 0.07$).

Studies not included in the meta-analysis

Table 2 presents the key features of the design and the principal findings of all studies that satisfied our inclusion criteria, including those that could not be included in the meta-analysis.

DISCUSSION

We have shown that there is some evidence that pharmacist-led interventions incorporating a medication review component are effective in reducing hospital admissions. However, when restricted to randomised controlled trials (which are less susceptible to bias than controlled before–after studies and interrupted time series analysis), the pooled odds ratio became non-significant. We found no evidence of any significant effect of primary care medication reviews aimed at reducing falls in the elderly on the primary outcome, or of nurse-led chronic disease management programmes in reducing drug related morbidity.

Strengths of review

We searched a very broad range of published and unpublished sources of information and coupled this with rigorous quality assessment and appraisal of studies. We deliberately narrowed the focus of the review to those studies which attempted to address errors resulting in actual patient harm as opposed to process outcomes only.

Limitations of review

Publication bias is an important potential source of bias in systematic reviews.⁵⁸ Considerable effort was therefore made to locate unpublished studies. However, a small number may

have been omitted from the review, as is suggested by the borderline assessment of evidence of publication bias.

The setting for this review was primary care and our findings are unlikely to be applicable to all healthcare systems. For example, studies undertaken in ambulatory patients based in general medical clinics in the USA met our inclusion criteria but their relevance to the primary care systems of Western Europe can be questioned. We deliberately chose “bottom line” patient outcome measures as the focus of this review in order to maximise its usefulness to healthcare policy makers and service commissioners. Some studies that were included showed significant improvements in upstream outcomes and their value in this respect is not acknowledged by our criteria.

Implications for health policy, clinical care, and future research

This systematic review has shown a paucity of high quality evaluations of interventions aimed specifically at preventing medication related adverse events in primary care. The clinical implications of these studies are therefore at present limited.

Given the high disease burden associated with prescribing errors in primary care, there is a pressing need for further studies in this field. In developing future interventions, researchers should focus on patient safety and should endeavour to select outcome measures that allow for ready comparisons with other studies. For example, criteria exist to classify hospital admissions as “medication related”, yet none of the studies identified in the review used these criteria.⁴ Future studies need to be powered adequately to be able to detect clinically important reductions in prescribing errors, and they should consider building in a cost-effectiveness analysis.

In the USA and several other countries, the use of information technology to support medication safety is well developed. We were therefore surprised not to find more evaluations of the role of computers in improving patient safety in primary care, given the benefits that have been shown to accrue from its use in hospital facilities.⁵⁹ There is therefore a need to assess the effectiveness of these system interventions in preventing medication related adverse events, and to evaluate future developments in these systems.

CONCLUSIONS

There is some evidence that pharmacist-led interventions aimed at optimising medication regimens are effective in

Key messages

- Medication related adverse events originating in primary care are an important cause of morbidity and mortality.
- There has been limited formal evaluation, using randomised controlled study designs, of interventions aiming to reduce medication related adverse events in primary care.
- Relatively weak evidence was found that pharmacist-led medication reviews are effective in reducing hospital admissions.
- There was no evidence for the effectiveness of other interventions aimed at reducing admissions or preventable drug related morbidity.
- More work is needed in the development and rigorous evaluation of interventions in this field.

reducing hospital admissions from primary care. Larger, rigorously designed intervention studies are now needed to evaluate whether the significantly increased body of understanding of the causes of medication errors can be translated into meaningful improvements in patient outcomes.

Authors' affiliations

S Royal, A J Avery, Division of Primary Care, University of Nottingham Medical School, Queen's Medical Centre, Nottingham NG7 2UH, UK

L Smeaton, Pharmacy Department, University College Hospitals, London W1T 3AA, UK

B Hurwitz, School of Humanities, King's College, London WC2R 2LS, UK

A Sheikh, Division of Community Health Sciences: GP Section, University of Edinburgh, Edinburgh EH8 9DX, UK

Funding: BUPA Foundation.

Competing interests: None declared.

AA, AS and BH conceived, designed and secured funding for the study with SR assisting in study design. SR and LS undertook the literature searches and selected studies for inclusion and extracted and analysed data under the supervision of AS. All authors contributed to the analysis of the results with SR performing the meta-analysis. SR and LS led the drafting of this report, a process to which all the other authors contributed. AA and AS are guarantors.

REFERENCES

- Avery AJ, Sheikh A, Hurwitz B, et al. Safer medicines management in primary care. *Br J Gen Pract* 2002;**52**(Suppl):S17–22.
- Gandhi TK, Weingart SN, Borus J, et al. Adverse drug events in ambulatory care. *N Engl J Med* 2003;**348**:1556–64.
- Winterstein AG, Sauer BC, Hepler CD, et al. Preventable drug-related hospital admissions. *Ann Pharmacother* 2002;**36**:1238–48.
- Department of Health. *An organisation with a memory*. Report of an expert group on learning from adverse events in the NHS. London: The Stationery Office, 2000.
- In: Kohn LT, Corrigan JM, Donaldson MS, eds. *To err is human: building a safer health system*. Washington, DC: National Academy Press, 2000.
- Chassin MR, Galvin RW. The urgent need to improve health care quality. Institute of Medicine National Roundtable on Health Care Quality. *JAMA* 1998;**280**:1000–5.
- Cochrane Effective Practice and Organisation of Care Group. Data collection checklist. 2002. Available at <http://www.epoc.uottawa.ca/tools.htm> (accessed 23 November 2003).
- Adams G, Gulliford MC, Ukoumunne OC, et al. Patterns of intra-cluster correlation from primary care research to inform study design and analysis. *J Clin Epidemiol* 2004;**57**:785–94.
- Moher D, Cook DJ, Eastwood S, et al. Improving the quality of reports of meta-analyses of randomised controlled trials: the QUOROM statement. Quality of reporting of meta-analyses. *Lancet* 1999;**354**:1896–900.
- Thomson O'Brien MA, Oxman AD, Davis DA, et al. Educational outreach visits: effects on professional practice and health care outcomes (Cochrane Review). In: *The Cochrane Library*, Issue 4. Chichester, UK: John Wiley, 2003.
- Jamtvedt G, Young JM, Kristoffersen DT, et al. Audit and feedback: effects on professional practice and health care outcomes (Cochrane Review). In: *The Cochrane Library*, Issue 4. Chichester, UK: John Wiley, 2003.
- Thomson O'Brien MA, Freemantle N, Oxman AD, et al. Continuing education meetings and workshops: effects on professional practice and health care outcomes (Cochrane Review). In: *The Cochrane Library*, Issue 4. Chichester, UK: John Wiley, 2003.
- Thomson O'Brien MA, Oxman AD, Haynes RB, et al. Local opinion leaders: effects on professional practice and health care outcomes (Cochrane Review). In: *The Cochrane Library*, Issue 4. Chichester, UK: John Wiley, 2003.
- Beney J, Bero LA, Bond C. Expanding the roles of outpatient pharmacists: effects on health services utilisation, costs, and patient outcomes (Cochrane Review). In: *The Cochrane Library*, Issue 4. Chichester, UK: John Wiley, 2003.
- Gillespie LD, Gillespie WJ, Robertson MC, et al. Interventions for preventing falls in elderly people (Cochrane Review). In: *The Cochrane Library*, Issue 4. Chichester, UK: John Wiley, 2003.
- Haynes RB, McDonald H, Garg AX, et al. Interventions for helping patients to follow prescriptions for medications (Cochrane Review). In: *The Cochrane Library*, Issue 4. Chichester, UK: John Wiley, 2003.
- Renders CM, Valk GD, Griffin S, et al. Interventions to improve the management of diabetes mellitus in primary care, outpatient and community settings (Cochrane Review). In: *The Cochrane Library*, Issue 4. Chichester, UK: John Wiley, 2003.
- McGhan WF, Einarson TR, Sabers DL, et al. A meta-analysis of the impact of pharmacist drug regimen reviews in long term care facilities. *J Geriatr Drug Therapy* 1987;**1**:23–34.
- In: Shojania K, Duncan B, McDonald K, Wachter RM, eds. *Making health care safer: a critical analysis of patient safety practice*. Rockville, MD: Agency for Healthcare Research and Quality, 2001.

- Bernsten C, Bjorkman I, Caramona M, et al. Improving the well-being of elderly patients via community pharmacy-based provision of pharmaceutical care: a multicentre study in seven European countries. *Drugs Aging* 2001;**18**:63–77.
- Bond C, Matheson C, Williams S, et al. Repeat prescribing: a role for community pharmacists in controlling and monitoring repeat prescriptions. *Br J Gen Pract* 2000;**50**:271–5.
- Bouvy M L, Heerdink ER, Urquhart J, et al. Effect of a pharmacist-led intervention on diuretic compliance in heart failure patients: a randomized controlled study. *J Cardiac Failure* 2003;**9**:404–11.
- Cummings DM, Corson M, Seaman JJ. The effect of clinical pharmacy services provided to ambulatory patients on hospitalization. *Am J Pharmacy* 1984;**156**:44–50.
- Hawkins DW, Fiedler FP, Douglas HL, et al. Evaluation of a clinical pharmacist in caring for hypertensive and diabetic patients. *Am J Hosp Pharmacy* 1979;**36**:1321–5.
- Herborg H, Soendergaard B, Froekjaer B, et al. Improving drug therapy for patients with asthma—Part 1: Patient outcomes. *J Am Pharm Assoc* 2001;**41**:539–50.
- Krska J, Cromarty JA, Arris F, et al. Pharmacist-led medication review in patients over 65: a randomized, controlled trial in primary care. *Age Ageing* 2001;**30**:205–11.
- Lai LL. Effects of a pharmaceutical care intervention in primary care ambulatory settings among Medicaid population. *J Pharm Care* 1998;**2**:1–13.
- Malone DC, Carter BL, Billups SJ, et al. An economic analysis of a randomized, controlled, multicenter study of clinical pharmacist interventions for high-risk veterans: the IMPROVE study. Impact of Managed Pharmaceutical Care Resource Utilization and Outcomes in Veterans Affairs Medical Centers. *Pharmacotherapy* 2000;**20**:1149–58.
- McCombs JS, Liu G, Shi J, et al. The Kaiser Permanente/USC Patient Consultation Study: change in use and cost of health care services. *Am J Health Syst Pharm* 1998;**55**:2485–99.
- Roberts MS, Stokes JA, King MA, et al. Outcomes of a randomized controlled trial of a clinical pharmacy intervention in 52 nursing homes. *Br J Clin Pharmacol* 2001;**51**:257–65.
- Thompson JF, McGhan WF, Ruffalo RL, et al. Clinical pharmacists prescribing drug therapy in a geriatric setting: outcome of a trial. *J Am Geriatr Soc* 1984;**32**:154–9.
- Zermansky AG, Petty DR, Raynor DK, et al. Randomised controlled trial of clinical medication review by a pharmacist of elderly patients receiving repeat prescriptions in general practice. *BMJ* 2001;**323**:1340–3.
- Furniss L, Burns A, Craig SK, et al. Effects of a pharmacist's medication review in nursing homes. Randomised controlled trial. *Br J Psychiatry* 2000;**176**:563–7.
- Hanlon JT, Weinberger M, Samsa GP, et al. A randomized, controlled trial of a clinical pharmacist intervention to improve inappropriate prescribing in elderly outpatients with polypharmacy. *Am J Med* 1996;**100**:428–37.
- Kimberlin CL, Berardo DH, Pendergast JF, et al. Effects of an education program for community pharmacists on detecting drug-related problems in elderly patients. *Med Care* 1993;**31**:451–68.
- Knowlton CH, Knapp DA. Community pharmacists help HMO cut drug costs. *Am Pharmacy* 1994;**NS34**:36–42.
- Aubert RE, Herman WH, Waters J, et al. Nurse case management to improve glycemic control in diabetic patients in a health maintenance organization. A randomized, controlled trial. *Ann Intern Med* 1998;**129**:605–12.
- Kane RL, Garrard J, Skay CL, et al. Effects of a geriatric nurse practitioner on process and outcome of nursing home care. *Am J Public Health* 1989;**79**:1271–7.
- Piette JD, Weinberger M, McPhee SJ, et al. Do automated calls with nurse follow-up improve self-care and glycemic control among vulnerable patients with diabetes? *Am J Med* 2000;**108**:20–7.
- Olivarius NF, Beck-Nielsen H, Andreasen AH, et al. Randomised controlled trial of structured personal care of type 2 diabetes mellitus. *BMJ* 2001;**323**:970–5.
- de Sonnaville JJ, Bouma M, Colly LP, et al. Sustained good glycaemic control in NIDDM patients by implementation of structured care in general practice: 2-year follow-up study. *Diabetologia* 1997;**40**:1334–40.
- Wilkinson G, Allen P, Marshall E, et al. The role of the practice nurse in the management of depression in general practice: treatment adherence to antidepressant medication. *Psychol Med* 1993;**23**:229–37.
- Avorn J, Soumerai SB, Everitt DE, et al. A randomized trial of a program to reduce the use of psychoactive drugs in nursing homes. *N Engl J Med* 1992;**327**:168–73.
- Kendrick T, Burns T, Freeling P. Randomised controlled trial of teaching general practitioners to carry out structured assessments of their long term mentally ill patients. *BMJ* 1995;**311**:93–8.
- Carter S, Campbell E, Sanson-Fisher R, et al. A randomised controlled trial of two strategies aimed at reducing falls and other unintentional events through home modification and review. Cited in Gillespie LD, Gillespie WJ, Robertson MC, et al. Interventions for preventing falls in elderly people (Cochrane Review). In: *The Cochrane Library*, Issue 4. Chichester, UK: John Wiley, 2003.
- Coleman EA, Grothaus LC, Sandhu N, et al. Chronic care clinics: a randomized controlled trial of a new model of primary care for frail older adults. *J Am Geriatr Soc* 1999;**47**:775–83.
- Jensen J, Lundin-Olsson L, Nyberg L, et al. Fall and injury prevention in older people living in residential facilities. *Ann Intern Med* 2002;**136**:733–741.

- 48 **McMurdo ME**, Millar AM, Daly F. A randomized controlled trial of fall prevention strategies in old peoples' homes. *Gerontology* 2000;**46**:83–7.
- 49 **Ray WA**, Taylor JA, Meador KG, *et al.* A randomized trial of a consultation service to reduce falls in nursing homes. *JAMA* 1997;**278**:557–62.
- 50 **Tinetti ME**, Baker DI, McAvay G, *et al.* A multifactorial intervention to reduce the risk of falling among elderly people living in the community. *N Engl J Med* 1994;**331**:821–7.
- 51 **van Haastregt JC**, Diederiks JP, van Rossum E, *et al.* Effects of a programme of multifactorial home visits on falls and mobility impairments in elderly people at risk: randomised controlled trial. *BMJ* 2000;**321**:994–8.
- 52 **Vetter NJ**, Lewis PA, Ford D. Can health visitors prevent fractures in elderly people? *BMJ* 1992;**304**:888–90.
- 53 **Wagner EH**, LaCroix AZ, Grothaus L, *et al.* Preventing disability and falls in older adults: a population-based randomized trial. *Am J Public Health* 1994;**84**:1800–6.
- 54 **Campbell AJ**, Robertson MC, Gardner MM, *et al.* Psychotropic medication withdrawal and a home-based exercise program to prevent falls: a randomized, controlled trial. *J Am Geriatr Soc* 1999;**47**:850–3.
- 55 **Kempton A**, Van Beurden E, Sladden T, *et al.* Older people can stay on their feet: final results of a community-based falls prevention programme. *Health Promotion Int* 2000;**15**:27–33.
- 56 **Poustrup A**, Jeune B. Prevention of fall injuries requiring hospital treatment among community-dwelling elderly. *Eur J Public Health* 2000;**10**:45–50.
- 57 **Zulich SG**, Graseola TH Jr, Fiedler-Kelly JB, *et al.* Impact of triplicate prescription program on psychotropic prescribing patterns in long-term care facilities. *Ann Pharmacother* 1992;**26**:539–46.
- 58 **Egger M**, Dickerson K, Davey Smith G. Problems and limitations in conducting systematic reviews. In: Egger M, Davey Smith G, Altman DG, eds. *Systematic reviews in health care*. 2nd ed. London: BMJ Books, 2001:43–68.
- 59 **Bates DW**, Gawande AA. Improving safety with information technology. *N Engl J Med* 2003;**348**:2526–34.

Committee on Publication Ethics – Seminar 2006

9.30am–5pm Friday 10th March 2006, BMA House, London, UK

This year's seminar takes an international perspective and addresses publication ethics and research in several European countries and beyond, with interactive workshops on common ethical and editorial dilemmas. The manipulation of impact factors, and whether unethical, will also be considered.

The seminar is for editors, authors, and all those interested in increasing the standard of publication ethics. The seminar will include:

- Professor Michael Farthing – the Panel for Research Integrity (UK)
- Publication ethics and research in other countries, including those in Northern Europe, Turkey, and China
- Publication ethics in animal research
- Making the COPE website work for you – real time demonstration on how to use the website
- New indexing services
- Interactive workshops – common ethical and editorial dilemmas for editors
- Opportunities to network with other editors and share your experiences and challenges

The seminar is free for COPE members and £30.00 + VAT for non-members. Numbers are limited and early booking is advisable. For registrations or more information please contact the COPE Secretary at cope@bmjgroup.com or call 020-7383-6602

For more information on COPE see www.publicationethics.org.uk