

CORRECTIONS

doi:10.1136/bmjqs.2011.051607

Vlayen A, Hellings J, Claes N, Peleman H, Schrooten W. A nationwide Hospital Survey on Patient Safety Culture in Belgian hospitals: setting priorities at the launch of a 5-year patient safety plan. This paper was published in print with an incorrect doi. The print citation is *BMJ Qual Saf* 2012;21:760–767 and the correct doi is 10.1136/bmjqs.2011.051607.

Appendix I

Reliability coefficients (Cronbach's alpha) of the 12 safety culture dimensions

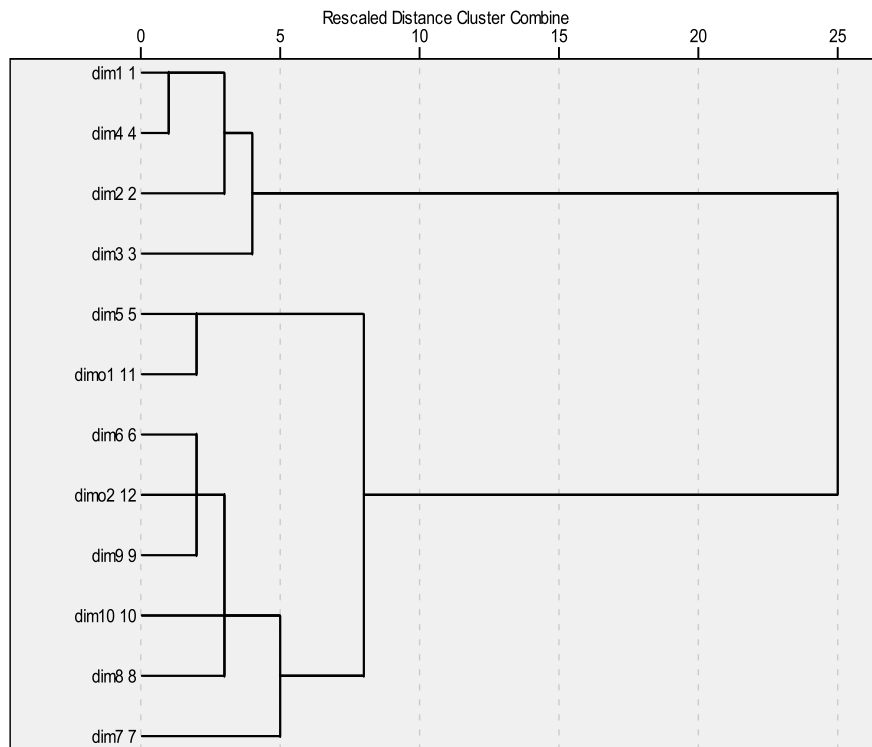
Dimensions	Items	Alpha (Dutch version)	Alpha (French version)
Frequency of event reporting	D1, D2, D3	0.85	0.87
Overall perceptions of patient safety	A10, A15, A17, A18	0.58	0.63
Supervisor/manager expectations and actions promoting safety	B1, B2, B3, B4	0.77	0.75
Organizational learning—continuous improvement	A6, A9, A13	0.59	0.59
Teamwork within units	A1, A3, A4, A11	0.66	0.82
Communication openness	C2, C4, C6	0.65	0.72
Feedback and communication about error	C1, C3, C5	0.78	0.76
Nonpunitive response to error	A8, A12, A16	0.68	0.64
Staffing	A2, A5, A7, A14	0.57	0.52
Management support for patient safety	F1, F8, F9	0.72	0.77
Teamwork across units	F2, F4, F6, F10	0.66	0.68
Handoffs and transitions	F3, F5, F7, F11	0.71	0.72

APPENDIX II

Dendrograms from the hierarchical cluster analysis of dimensions (acute and psychiatric hospitals)

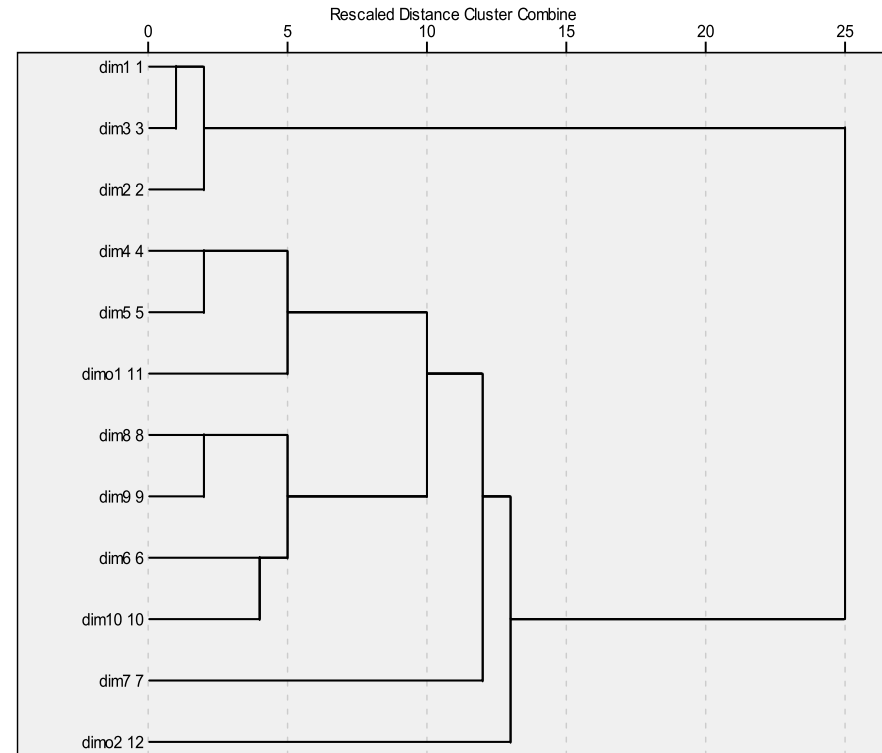
Acute hospitals (n = 90)

Dendrogram using Average Linkage (Between Groups)



Psychiatric hospitals (n = 42)

Dendrogram using Average Linkage (Between Groups)

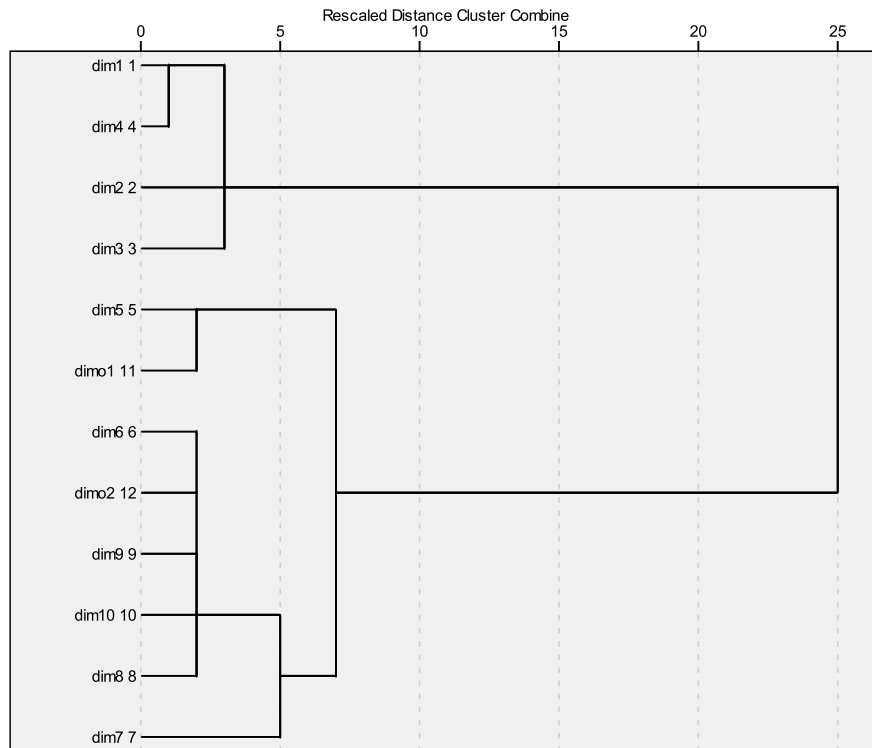


APPENDIX II

Dendograms from the hierarchical cluster analysis of dimensions (acute and psychiatric hospitals)

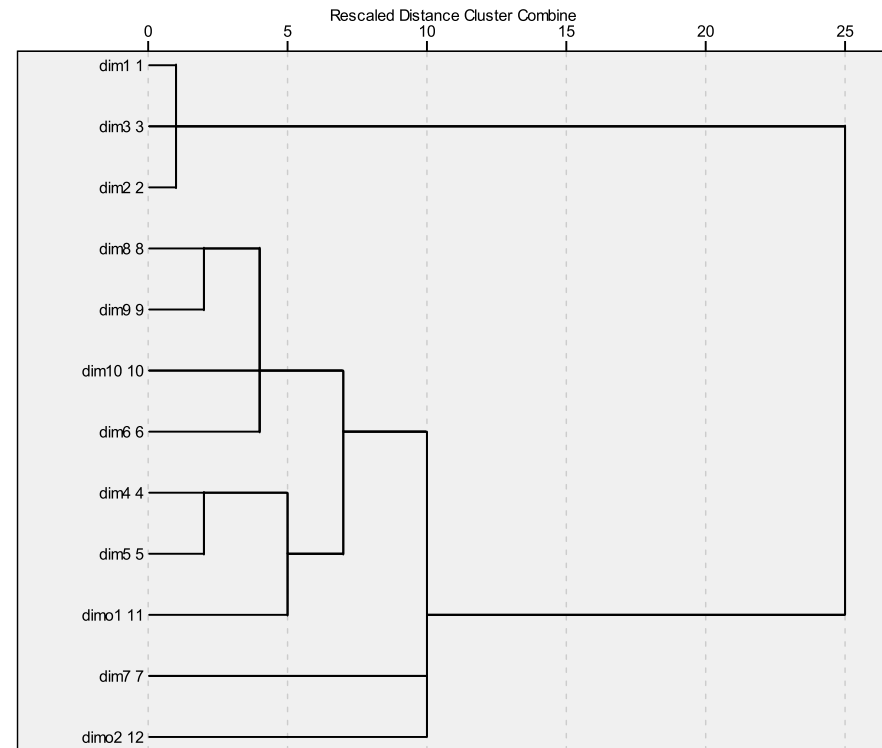
Acute hospitals (n = 90)

Dendogram using centroid clustering



Psychiatric hospitals (n = 42)

Dendogram using centroid clustering

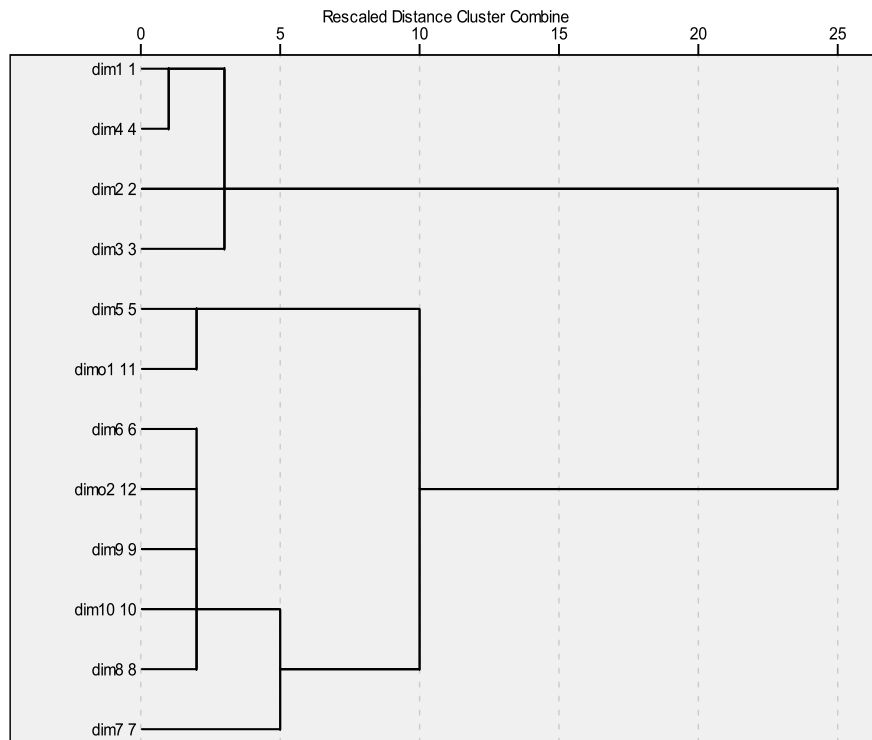


APPENDIX II

Dendograms from the hierarchical cluster analysis of dimensions (acute and psychiatric hospitals)

Acute hospitals (n = 90)

Dendogram using median clustering



Psychiatric hospitals (n = 42)

Dendogram using median clustering

