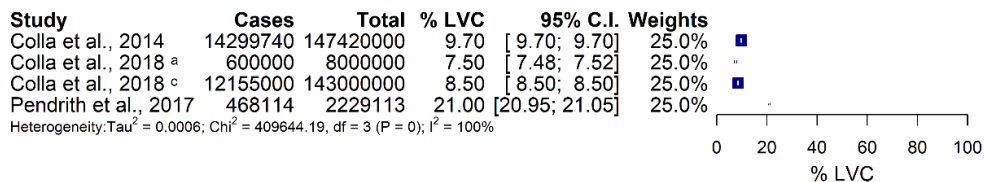
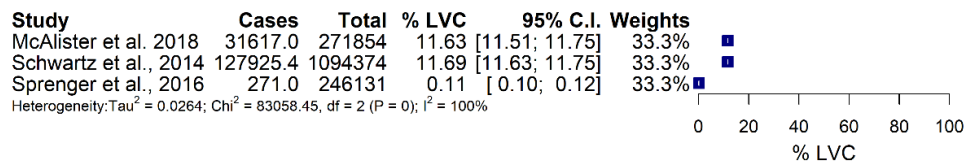


Supplementary file 7: Forest plots of assessment outcomes from studies using the same lens to assess overuse of similar low-value care (LVC) diagnostic tests. Among the included studies, some studies contained multiple assessments undertaken in different cohorts. These assessments are distinguished by the following: ^a assessment performed among a commercially insured population, ^b assessment performed among Medicaid beneficiaries, ^c assessment performed among Medicare beneficiaries, ^d assessment performed using Kaiser Permanente (KP) Epic EHR data, ^e assessment performed using data derived from the Oregon Community Health Information Network (OCHIN).

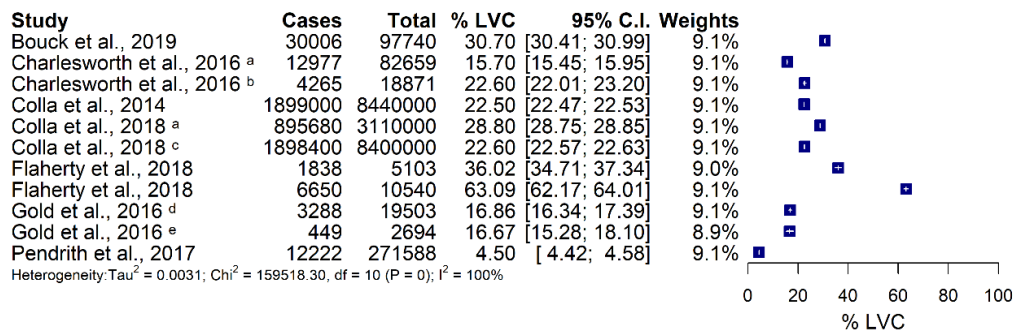
A. Short-interval repeat bone densitometry: patient-indication lens



B. Short-interval repeat bone densitometry: patient-population lens



C. Imaging for low-back pain: patient-indication lens



D. Imaging for low-back pain: service lens

