











<b>Syringe Set (S9)</b>	Wilson Michael	01.10.1963	<b>nalOXON</b>	<b>40 mcg/ml</b>	PFFMM	
	Wilson Michael	01.10.1963	<b>NIFEdipin</b>	<b>0.1 mg/ml</b>	PFFMM	
	Wilson Michael	01.10.1963	<b>pHYSostigmin</b>	<b>0.4 mg/ml</b>	PFFMM	
	Wilson Michael	01.10.1963	<b>aMANtadin</b>	<b>1 mg/ml</b>	PFFMM	
	Wilson Michael	01.10.1963	<b>cloZAPin</b>	<b>2.5 mg/ml</b>	PFFMM	
	Wilson Michael	01.10.1963	<b>miDAZolam</b>	<b>1 mg/ml</b>	PFFMM	
	Wilson Michael	01.10.1963	<b>niMODipin</b>	<b>0.1 mg/ml</b>	PFFMM	
	Wilson Michael	01.10.1963	<b>ADREnalin</b>	<b>0.1 mg/ml</b>	PFFMM	
	Wilson Michael	01.10.1963	<b>niCARDipin</b>	<b>10 mg/ml</b>	PFFMM	
	Wilson Michael	01.10.1963	<b>TERLIpressin</b>	<b>0.2 mg/ml</b>	PFFMM	








15 participants

Syringe Sets (order randomised)  
S1 | s2 | S3 | s4 | S5 | s6 | S7 | s8 | S9 | s10

Data Analysis: TML vs. non-TML

15 participants

Syringe Sets (order randomised)  
s1 | S2 | s3 | S4 | s5 | S6 | s7 | S8 | s9 | S10

<b>Syringe Set (s9)</b>	Wilson Michael	01.10.1963	<b>naloxon</b>	<b>40 mcg/ml</b>	PFFMM	
	Wilson Michael	01.10.1963	<b>nifedipin</b>	<b>0.1 mg/ml</b>	PFFMM	
	Wilson Michael	01.10.1963	<b>physostigmin</b>	<b>0.4 mg/ml</b>	PFFMM	
	Wilson Michael	01.10.1963	<b>amantadin</b>	<b>1 mg/ml</b>	PFFMM	
	Wilson Michael	01.10.1963	<b>clozapin</b>	<b>2.5 mg/ml</b>	PFFMM	
	Wilson Michael	01.10.1963	<b>midazolam</b>	<b>1 mg/ml</b>	PFFMM	
	Wilson Michael	01.10.1963	<b>nimodipin</b>	<b>0.1 mg/ml</b>	PFFMM	
	Wilson Michael	01.10.1963	<b>adrenalin</b>	<b>0.1 mg/ml</b>	PFFMM	
	Wilson Michael	01.10.1963	<b>nicardipin</b>	<b>10 mg/ml</b>	PFFMM	
	Wilson Michael	01.10.1963	<b>terlipressin</b>	<b>0.2 mg/ml</b>	PFFMM	