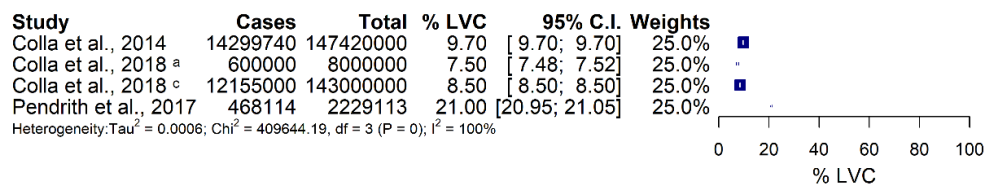
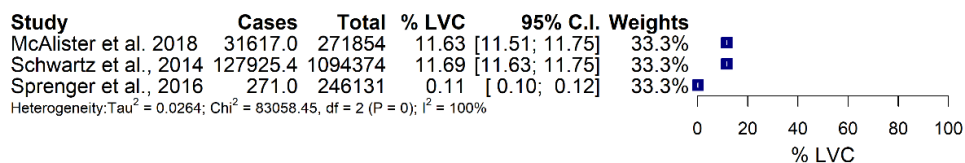


**Supplementary file 7: Forest plots of assessment outcomes from studies using the same lens to assess overuse of similar low-value care (LVC) diagnostic tests.** Among the included studies, some studies contained multiple assessments undertaken in different cohorts. These assessments are distinguished by the following: <sup>a</sup> assessment performed among a commercially insured population, <sup>b</sup> assessment performed among Medicaid beneficiaries, <sup>c</sup> assessment performed among Medicare beneficiaries, <sup>d</sup> assessment performed using Kaiser Permanente (KP) Epic EHR data, <sup>e</sup> assessment performed using data derived from the Oregon Community Health Information Network (OCHIN).

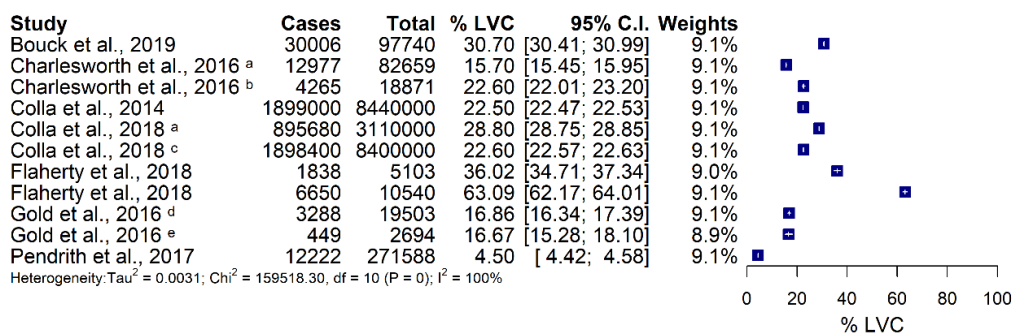
#### A. Short-interval repeat bone densitometry: patient-indication lens



#### B. Short-interval repeat bone densitometry: patient-population lens



#### C. Imaging for low-back pain: patient-indication lens



#### D. Imaging for low-back pain: service lens

